



Official Basketball Box Score - Final  
**Washington St. at Arizona St.**  
 03/10/21 T-Mobile Arena, Las Vegas  
 2021 Pac-12 Men's Tournament

Game Time: 1:00 PM  
 Game Duration: 1:57

Officials: Chris Rastatter, Deldre Carr, Greg Nixon

Washington St. - 59

Record: 14-13

NO.	Name	F	Min	FG			3P			FT			Rebounds			Fouls		TP	AS	TO	ST	Blocks		+/-
				M-A	M-A	M-A	OR	DR	TOT	PF	FD	BS	BA											
0	Efe Abogidi	F	14:51	4-6	0-1	1-2	2	2	4	3	1	9	0	2	1	1	0	2	1	1	0	0	-3	
11	DJ Rodman	F	36:40	4-10	2-4	0-0	2	4	6	2	0	10	0	1	0	0	1	0	0	0	1	0	-3	
21	Dishon Jackson	C	19:06	4-4	0-0	2-2	2	5	7	4	1	10	0	3	1	0	0	3	1	0	0	0	6	
10	Isaac Bonton	G	39:12	8-18	3-7	0-0	0	4	4	2	4	19	4	3	2	1	0	3	2	1	0	0	-3	
24	Noah Williams	G	35:56	4-11	1-5	2-3	0	4	4	2	4	11	4	7	1	0	0	7	1	0	0	0	-5	
4	Aljaz Kunc		31:22	0-8	0-5	0-0	2	7	9	5	3	0	0	2	1	0	2	1	0	1	0	1	-4	
15	Volodymyr Markovetsky		10:51	0-0	0-0	0-0	2	3	5	0	2	0	0	1	0	1	0	1	0	1	0	0	-11	
22	Ryan Rapp		08:12	0-0	0-0	0-0	0	1	1	1	0	0	0	1	0	0	1	0	0	0	0	0	-4	
23	Andrej Jakimovski		03:50	0-1	0-0	0-0	0	0	0	0	0	0	0	0	0	0	0	0	1	0	0	0	2	
Team							0	1	1			0			0									
<b>Totals</b>				24-58	6-22	5-7	10	31	41	19	15	59	8	20	7	3	2						-5	

Shooting By Period		
1 <sup>st</sup> FG%	11-30	36.7%
3PT%	1-10	10.0%
FT%	1-3	33.3%
2 <sup>nd</sup> FG%	13-28	46.4%
3PT%	5-12	41.7%
FT%	4-4	100%
GM FG%	24-58	41.4%
3PT%	6-22	27.3%
FT%	5-7	71.4%

Dead Ball Rebounds: 0, 0

Technical Fouls: Team 2<sup>nd</sup> 0:01

Arizona St. - 64

Record: 11-13

NO.	Name	F	Min	FG			3P			FT			Rebounds			Fouls		TP	AS	TO	ST	Blocks		+/-
				M-A	M-A	M-A	OR	DR	TOT	PF	FD	BS	BA											
4	Kimani Lawrence	F	34:00	6-10	0-0	1-2	1	4	5	3	2	13	2	2	2	1	1	2	2	2	1	1	-2	
24	Jalen Graham	F	34:37	3-9	0-0	3-5	1	5	6	2	4	9	0	2	2	1	0	2	2	2	1	0	9	
0	Holland Woods	G	28:21	1-4	0-1	0-0	0	3	3	1	1	2	3	0	1	0	0	3	0	1	0	0	-8	
1	Remy Martin	G	35:30	2-10	2-4	0-2	0	2	2	1	4	6	2	2	3	0	0	2	2	3	0	0	4	
11	Alonzo Verge Jr.	G	30:43	10-15	0-2	6-7	1	5	6	4	6	26	2	5	2	0	1	5	2	2	0	1	6	
10	Jaalen House		25:26	3-9	0-5	2-2	2	4	6	2	1	8	5	2	3	0	0	5	2	3	0	0	13	
21	Chris Osten		07:36	0-0	0-0	0-0	0	0	0	1	1	0	0	0	0	0	0	0	0	0	0	0	0	
15	John Olmsted		03:47	0-1	0-0	0-0	0	0	0	1	0	0	0	0	0	0	0	0	0	0	0	1	3	
Team							1	3	4			0			0									
<b>Totals</b>				25-58	2-12	12-18	6	26	32	15	19	64	14	13	13	2	3							5

Shooting By Period		
1 <sup>st</sup> FG%	10-29	34.5%
3PT%	1-6	16.7%
FT%	4-8	50%
2 <sup>nd</sup> FG%	15-29	51.7%
3PT%	1-6	16.7%
FT%	8-10	80%
GM FG%	25-58	43.1%
3PT%	2-12	16.7%
FT%	12-18	66.7%

Dead Ball Rebounds: 2, 0

Technical Fouls: NONE

	WSU	ASU
Biggest lead	7 (2 <sup>nd</sup> 16:05)	6 (1 <sup>st</sup> 12:09)
Best Scoring Run	10 (2 <sup>nd</sup> 16:05)	7 (1 <sup>st</sup> 12:09)
Lead Changes	17	
Times Tied	2	
Time with Lead	18:43	18:47

Points from	WSU	ASU
Turnovers	6	22
Paint	26	40
Second Chance	17	3
Fast Breaks	4	18
Bench	0	8

	Period by Period Scoring		
	1st	2nd	TOT
WSU	24	35	59
ASU	25	39	64



**Period 1**

**Quarter Starters:**

<b>ASU</b>	0 Woods H	1 Martin R	4 Lawrence K	11 Verge Jr. A	24 Graham J
<b>WSU</b>	0 Abogidi E	10 Bonton I	11 Rodman D	21 Jackson D	24 Williams N

Game Time	ASU	Score	Diff	WSU
20:00	24 GRAHAM J jumpball won			21 JACKSON D jumpball lost
19:38	24 GRAHAM J 2pt FG outside the paint, jump shot missed			
19:35				21 JACKSON D defensive rebound (1)
19:13				24 WILLIAMS N 3pt FG , jump shot missed
19:09	24 GRAHAM J defensive rebound (1)			
18:50	24 GRAHAM J 2pt FG outside the paint, jump shot missed			
18:43				11 RODMAN D defensive rebound (1)
18:36	24 GRAHAM J foul drawn (1)			21 JACKSON D foul offensive (1 - 1)
18:36				21 JACKSON D turnover offensive (1)
18:11	0 WOODS H 2pt FG from turnover outside the paint, pull up jump shot missed			
18:08				10 BONTON I defensive rebound (1)
18:02				11 RODMAN D 2pt FG in the paint, layup missed
18:00				0 ABOGIDI E offensive rebound (1)
18:00	24 GRAHAM J foul shooting (1 - 1)			0 ABOGIDI E foul drawn (1)
18:00		<b>0-1</b>	<b>-1</b>	0 ABOGIDI E free throw 1 - 2 made (1)
18:00				0 ABOGIDI E free throw 2 - 2 missed
17:57	4 LAWRENCE K defensive rebound (1)			
17:39	4 LAWRENCE K 2pt FG in the paint, driving layup missed			
17:36				11 RODMAN D defensive rebound (2)
17:29	1 MARTIN R steal (1)			0 ABOGIDI E turnover bad pass (1)
17:16	1 MARTIN R turnover bad pass (1)			24 WILLIAMS N steal (1)
17:12	11 VERGE JR. A steal (1)			24 WILLIAMS N turnover lost ball (1)
17:07	11 VERGE JR. A 2pt FG fast break from turnover in the paint, driving layup made (2)	<b>2-1</b>	<b>1</b>	
16:53		<b>2-3</b>	<b>-1</b>	0 ABOGIDI E 2pt FG in the paint, dunk, made (3)
16:53				24 WILLIAMS N assist (1)
16:34	1 MARTIN R 2pt FG outside the paint, jump shot missed			
16:30				10 BONTON I defensive rebound (2)
16:23		<b>2-5</b>	<b>-3</b>	21 JACKSON D 2pt FG outside the paint, jump shot made (2)
16:23				24 WILLIAMS N assist (2)
16:06	1 MARTIN R foul drawn (1)			21 JACKSON D foul personal (2 - 2)
16:06				21 JACKSON D substitution out
16:06				4 KUNC A substitution in
15:59	4 LAWRENCE K 2pt FG in the paint, layup made (2)	<b>4-5</b>	<b>-1</b>	
15:59	11 VERGE JR. A assist (1)			
15:37		<b>4-7</b>	<b>-3</b>	10 BONTON I 2pt FG outside the paint, pull up jump shot made (2)
15:22	11 VERGE JR. A 2pt FG in the paint, driving layup made (4)	<b>6-7</b>	<b>-1</b>	
15:09	11 VERGE JR. A foul drawn (1)			24 WILLIAMS N foul offensive (1 - 3)
15:09				24 WILLIAMS N turnover offensive (2)
15:09	Timeout media			
15:09	0 WOODS H substitution out			
15:09	4 LAWRENCE K substitution out			



Game Time	ASU	Score	Diff	WSU
15:09	10 HOUSE J substitution in			
15:09	21 OSTEN C substitution in			
15:09				0 ABOGIDI E substitution out
15:09				15 MARKOVETSKYY V substitution in
14:51	24 GRAHAM J 2pt FG from turnover outside the paint, jump shot missed			
14:48				4 KUNC A defensive rebound (1)
14:26	24 GRAHAM J steal (1)			4 KUNC A turnover lost ball (1)
14:21	10 HOUSE J 2pt FG fast break from turnover in the paint, layup made (2)	8-7	1	
13:57				11 RODMAN D 3pt FG , jump shot missed
13:53	11 VERGE JR. A defensive rebound (1)			
13:46	11 VERGE JR. A turnover bad pass (1)			10 BONTON I steal (1)
13:41		8-9	-1	24 WILLIAMS N 2pt FG fast break from turnover in the paint, layup made (2)
13:41				10 BONTON I assist (1)
13:20	10 HOUSE J 2pt FG outside the paint, turnaround jump shot made (4)	10-9	1	
12:57				10 BONTON I 3pt FG , jump shot missed
12:54	24 GRAHAM J defensive rebound (2)			
12:49	11 VERGE JR. A 2pt FG in the paint, layup blocked			
12:49				10 BONTON I block (1)
12:44	10 HOUSE J offensive rebound (1)			
12:43	1 MARTIN R 3pt FG second chance, jump shot made (3)	13-9	4	
12:43	10 HOUSE J assist (1)			
12:26	21 OSTEN C foul personal (1 - 2)			24 WILLIAMS N foul drawn (1)
12:26	11 VERGE JR. A substitution out			
12:26	24 GRAHAM J substitution out			
12:26	0 WOODS H substitution in			
12:26	4 LAWRENCE K substitution in			
12:26				4 KUNC A substitution out
12:26				10 BONTON I substitution out
12:26				22 RAPP R substitution in
12:26				23 JAKIMOVSKI A substitution in
12:19	10 HOUSE J foul personal (1 - 3)			15 MARKOVETSKYY V foul drawn (1)
12:17				24 WILLIAMS N 2pt FG outside the paint, jump shot missed
12:13				15 MARKOVETSKYY V offensive rebound (1)
12:13	10 HOUSE J steal (1)			15 MARKOVETSKYY V turnover lost ball (1)
12:09	4 LAWRENCE K 2pt FG fast break from turnover in the paint, layup made (4)	15-9	6	
12:09	10 HOUSE J assist (2)			
11:38				23 JAKIMOVSKI A 2pt FG in the paint, jump shot missed
11:38				15 MARKOVETSKYY V offensive rebound (2)
11:38	0 WOODS H foul personal (1 - 4)			15 MARKOVETSKYY V foul drawn (2)
11:38	Timeout media			
11:38				15 MARKOVETSKYY V substitution out
11:38				24 WILLIAMS N substitution out
11:38				0 ABOGIDI E substitution in
11:38				10 BONTON I substitution in
11:26		15-11	4	10 BONTON I 2pt FG second chance in the paint, driving layup made (4)



Game Time	ASU	Score	Diff	WSU
11:09	4 LAWRENCE K 2pt FG outside the paint, jump shot made (6)	17-11	6	
11:09	10 HOUSE J assist (3)			
10:41		17-13	4	10 BONTON I 2pt FG outside the paint, pull up jump shot made (6)
10:19	1 MARTIN R turnover bad pass (2)			23 JAKIMOVSKI A steal (1)
10:13				10 BONTON I 3pt FG from turnover, jump shot missed
10:09	1 MARTIN R defensive rebound (1)			
10:01	4 LAWRENCE K 2pt FG in the paint, layup blocked			
10:01				0 ABOGIDI E block (1)
09:57	10 HOUSE J offensive rebound (2)			
09:56	10 HOUSE J 3pt FG second chance, jump shot missed			
09:54				11 RODMAN D defensive rebound (3)
09:49				10 BONTON I 2pt FG outside the paint, pull up jump shot missed
09:46				0 ABOGIDI E offensive rebound (2)
09:44		17-15	2	0 ABOGIDI E 2pt FG second chance in the paint, layup made (5)
09:17	4 LAWRENCE K 2pt FG in the paint, jump shot missed			
09:14				0 ABOGIDI E defensive rebound (3)
09:06				11 RODMAN D 2pt FG in the paint, layup missed
09:01	0 WOODS H defensive rebound (1)			
08:56	10 HOUSE J 3pt FG , jump shot missed			
08:53				10 BONTON I defensive rebound (3)
08:39				0 ABOGIDI E 3pt FG , jump shot missed
08:36	defensive rebound (9)			
08:36	1 MARTIN R substitution out			
08:36	21 OSTEN C substitution out			
08:36	11 VERGE JR. A substitution in			
08:36	24 GRAHAM J substitution in			
08:36				11 RODMAN D substitution out
08:36				23 JAKIMOVSKI A substitution out
08:36				4 KUNC A substitution in
08:36				24 WILLIAMS N substitution in
08:18	0 WOODS H 2pt FG outside the paint, jump shot missed			
08:14				22 RAPP R defensive rebound (1)
07:57	4 LAWRENCE K foul personal (1 - 5)			4 KUNC A foul drawn (1)
07:57	Timeout media			
07:54				0 ABOGIDI E 2pt FG in the paint, layup missed
07:52				4 KUNC A offensive rebound (2)
07:52	4 LAWRENCE K foul personal (2 - 6)			4 KUNC A foul drawn (2)
07:52	4 LAWRENCE K substitution out			
07:52	10 HOUSE J substitution out			
07:52	1 MARTIN R substitution in			
07:52	21 OSTEN C substitution in			
07:50		17-18	-1	24 WILLIAMS N 3pt FG second chance, jump shot made (5)
07:50				10 BONTON I assist (2)
07:30	1 MARTIN R 2pt FG outside the paint, jump shot missed			
07:30	offensive rebound (10)			
07:30	21 OSTEN C foul drawn (1)			22 RAPP R foul personal (1 - 4)
07:30	21 OSTEN C substitution out			
07:30	15 OLMSTED J substitution in			



**Washington St. at Arizona St.**

03/10/21 T-Mobile Arena, Las Vegas  
2021 Pac-12 Men's Tournament

Officials: Chris Rastatter, Deldre Carr, Greg Nixon

Game Time	ASU	Score	Diff	WSU
07:19	24 GRAHAM J foul drawn (2)			0 ABOGIDI E foul shooting (1 - 5)
07:19	24 GRAHAM J free throw 1 - 2 missed			
07:19	offensive dead ball rebound (1)			
07:19	24 GRAHAM J free throw 2 - 2 missed			
07:18				4 KUNC A defensive rebound (3)
07:12				10 BONTON I turnover bad pass (1)
06:53	24 GRAHAM J turnover lost ball (1)			0 ABOGIDI E steal (1)
06:46	11 VERGE JR. A foul drawn (2)			0 ABOGIDI E foul offensive (2 - 6)
06:46				0 ABOGIDI E turnover offensive (2)
06:31	11 VERGE JR. A 2pt FG from turnover in the paint, turnaround jump shot made (6)	<b>19-18</b>	<b>1</b>	
06:13				24 WILLIAMS N 3pt FG , jump shot missed
06:12	24 GRAHAM J defensive rebound (3)			
06:12	24 GRAHAM J foul drawn (3)			0 ABOGIDI E foul personal (3 - 7)
06:12				0 ABOGIDI E substitution out
06:12				15 MARKOVETSKYY V substitution in
06:12	24 GRAHAM J 1&1 free throw 1 made (1)	<b>20-18</b>	<b>2</b>	
06:12	24 GRAHAM J 1&1 free throw 2 made (2)	<b>21-18</b>	<b>3</b>	
05:57				10 BONTON I 2pt FG outside the paint, pull up jump shot missed
05:54	24 GRAHAM J defensive rebound (4)			
05:42	1 MARTIN R 2pt FG outside the paint, step back jump shot missed			
05:38				15 MARKOVETSKYY V defensive rebound (3)
05:24				4 KUNC A 3pt FG , jump shot missed
05:20	11 VERGE JR. A defensive rebound (2)			
05:16	11 VERGE JR. A foul drawn (3)			10 BONTON I foul shooting (1 - 8)
05:16	11 VERGE JR. A free throw 1 - 2 made (7)	<b>22-18</b>	<b>4</b>	
05:16	0 WOODS H substitution out			
05:16	24 GRAHAM J substitution out			
05:16	4 LAWRENCE K substitution in			
05:16	10 HOUSE J substitution in			
05:16				22 RAPP R substitution out
05:16				11 RODMAN D substitution in
05:16	11 VERGE JR. A free throw 2 - 2 missed			
05:15				4 KUNC A defensive rebound (4)
04:58				4 KUNC A 3pt FG , jump shot missed
04:55	11 VERGE JR. A defensive rebound (3)			
04:48	11 VERGE JR. A foul offensive (1 - 7)			24 WILLIAMS N foul drawn (2)
04:48	11 VERGE JR. A turnover offensive (2)			
04:25				24 WILLIAMS N 2pt FG from turnover outside the paint, jump shot missed
04:22	11 VERGE JR. A defensive rebound (4)			
04:17	1 MARTIN R 3pt FG , jump shot missed			
04:14				10 BONTON I defensive rebound (4)
04:09		<b>22-20</b>	<b>2</b>	10 BONTON I 2pt FG fast break in the paint, driving layup made (8)
03:44	15 OLMSTED J 2pt FG in the paint, layup blocked			
03:44				15 MARKOVETSKYY V block (1)
03:43				24 WILLIAMS N defensive rebound (1)
03:43	15 OLMSTED J foul personal (1 - 8)			24 WILLIAMS N foul drawn (3)



**Washington St. at Arizona St.**

03/10/21 T-Mobile Arena, Las Vegas  
2021 Pac-12 Men's Tournament

Officials: Chris Rastatter, Deldre Carr, Greg Nixon

Game Time	ASU	Score	Diff	WSU
03:43	Timeout media			
03:43	15 OLMSTED J substitution out			
03:43	24 GRAHAM J substitution in			
03:43				24 WILLIAMS N 1&1 free throw 1 missed
03:42	4 LAWRENCE K defensive rebound (2)			
03:19	24 GRAHAM J 2pt FG in the paint, layup made (4)	<b>24-20</b>	<b>4</b>	
03:19	4 LAWRENCE K assist (1)			
02:58				10 BONTON I 2pt FG in the paint, layup missed
02:55	10 HOUSE J defensive rebound (3)			
02:47	1 MARTIN R 3pt FG , jump shot missed			
02:43				15 MARKOVETSKYY V defensive rebound (4)
02:20		<b>24-22</b>	<b>2</b>	24 WILLIAMS N 2pt FG in the paint, jump shot made (7)
02:06	11 VERGE JR. A 3pt FG , jump shot missed			
02:03				15 MARKOVETSKYY V defensive rebound (5)
01:52	11 VERGE JR. A steal (2)			24 WILLIAMS N turnover lost ball (3)
01:50	4 LAWRENCE K foul drawn (1)			4 KUNC A foul shooting (1 - 9)
01:50	4 LAWRENCE K free throw 1 - 2 made (7)	<b>25-22</b>	<b>3</b>	
01:50	11 VERGE JR. A substitution out			
01:50	0 WOODS H substitution in			
01:50	4 LAWRENCE K free throw 2 - 2 missed			
01:49				24 WILLIAMS N defensive rebound (2)
01:24				4 KUNC A 2pt FG in the paint, turnaround jump shot missed
01:21				11 RODMAN D offensive rebound (4)
01:20		<b>25-24</b>	<b>1</b>	11 RODMAN D 2pt FG second chance in the paint, layup made (2)
00:59	24 GRAHAM J 2pt FG in the paint, layup missed			
00:55				4 KUNC A defensive rebound (5)
00:40				10 BONTON I turnover bad pass (2)
00:40	Timeout 30 Sec			
00:40	4 LAWRENCE K substitution out			
00:40	21 OSTEN C substitution in			
00:26	10 HOUSE J turnover lost ball (1)			4 KUNC A steal (1)
00:03				4 KUNC A 3pt FG from turnover, jump shot missed
00:00	10 HOUSE J defensive rebound (4)			
<b>END OF PERIOD</b>				
<b>ASU 25-24 WSU</b>				



Officials: Chris Rastatter, Deldre Carr, Greg Nixon

Washington St. - 24

NO.	Name	F	Min	FG			Rebounds			Fouls		TP	AS	TO	ST	Blocks		+/-
				M-A	M-A	M-A	OR	DR	TOT	PF	FD					BS	BA	
0	Efe Abogidi	F	10:17	2-4	0-1	1-2	2	1	3	3	1	5	0	2	1	1	0	6
11	DJ Rodman	F	16:40	1-4	0-1	0-0	1	3	4	0	0	2	0	0	0	0	0	1
21	Dishon Jackson	C	03:54	1-1	0-0	0-0	0	1	1	2	0	2	0	1	0	0	0	3
10	Isaac Bonton	G	19:12	4-9	0-2	0-0	0	4	4	1	0	8	2	2	1	1	0	1
24	Noah Williams	G	16:58	3-7	1-3	0-1	0	2	2	1	3	7	2	3	1	0	0	-5
4	Aljaz Kunc		12:16	0-4	0-3	0-0	1	4	5	1	2	0	0	1	1	0	0	-6
15	Volodymyr Markovetsky		09:43	0-0	0-0	0-0	2	3	5	0	2	0	0	1	0	1	0	-7
22	Ryan Rapp		07:10	0-0	0-0	0-0	0	1	1	1	0	0	0	0	0	0	0	0
23	Andrej Jakimovski		03:50	0-1	0-0	0-0	0	0	0	0	0	0	0	0	1	0	0	2
Team							0	0	0			0		0				
<b>Totals</b>				11-30	1-10	1-3	6	19	25	9	8	24	4	10	5	3	0	-1

Shooting By Period		
1st FG%	11-30	36.7%
3PT%	1-10	10.0%
FT%	1-3	33.3%
GM FG%	11-30	36.7%
3PT%	1-10	10.0%
FT%	1-3	33.3%

Dead Ball Rebounds: 0, 0

Technical Fouls::NONE

Arizona St. - 25

NO.	Name	F	Min	FG			Rebounds			Fouls		TP	AS	TO	ST	Blocks		+/-
				M-A	M-A	M-A	OR	DR	TOT	PF	FD					BS	BA	
4	Kimani Lawrence	F	14:00	3-6	0-0	1-2	0	2	2	2	1	7	1	0	0	0	1	-6
24	Jalen Graham	F	14:37	1-5	0-0	2-4	0	4	4	1	3	4	0	1	1	0	0	5
0	Holland Woods	G	13:51	0-2	0-0	0-0	0	1	1	1	0	0	0	0	0	0	0	-3
1	Remy Martin	G	19:16	1-6	1-3	0-0	0	1	1	0	1	3	0	2	1	0	0	1
11	Alonzo Verge Jr.	G	14:20	3-5	0-1	1-2	0	4	4	1	3	7	1	2	2	0	1	5
10	Jaelen House		12:33	2-4	0-2	0-0	2	2	4	1	0	4	3	1	1	0	0	0
21	Chris Osten		07:36	0-0	0-0	0-0	0	0	0	1	1	0	0	0	0	0	0	0
15	John Olmsted		03:47	0-1	0-0	0-0	0	0	0	1	0	0	0	0	0	0	1	3
Team							1	1	2			0		0				
<b>Totals</b>				10-29	1-6	4-8	3	15	18	8	9	25	5	6	5	0	3	1

Shooting By Period		
1st FG%	10-29	34.5%
3PT%	1-6	16.7%
FT%	4-8	50%
GM FG%	10-29	34.5%
3PT%	1-6	16.7%
FT%	4-8	50.0%

Dead Ball Rebounds: 1, 0

Technical Fouls::NONE

	WSU	ASU
Biggest lead	3 (1st 16:23)	6 (1st 12:09)
Best Scoring Run	7(1st 7:50)	7(1st 12:09)
Lead Changes	7	
Times Tied	0	
Time with Lead	05:05	12:55

	WSU	ASU
Points from		
Turnovers	2	9
Paint	14	14
Second Chance	10	3
Fast Breaks	4	8
Bench	0	4

	Period by Period Scoring		
	1st	2nd	TOT
WSU	24	35	59
ASU	25	39	64



## Period 2

## Quarter Starters:

ASU	0 Woods H	1 Martin R	4 Lawrence K	11 Verge Jr. A	24 Graham J
WSU	4 Kunc A	10 Bonton I	11 Rodman D	21 Jackson D	24 Williams N

Game Time	ASU	Score	Diff	WSU
20:00	10 HOUSE J substitution out			
20:00	21 OSTEN C substitution out			
20:00	4 LAWRENCE K substitution in			
20:00	11 VERGE JR. A substitution in			
20:00				15 MARKOVETSKYY V substitution out
20:00				21 JACKSON D substitution in
19:37		25-27	-2	10 BONTON I 3pt FG , jump shot made (11)
19:14	1 MARTIN R 2pt FG in the paint, layup missed			
19:12				21 JACKSON D defensive rebound (2)
19:10				10 BONTON I 3pt FG , pull up jump shot missed
19:07	4 LAWRENCE K defensive rebound (3)			
18:59	11 VERGE JR. A 2pt FG in the paint, layup missed			
18:55				4 KUNC A defensive rebound (6)
18:53				24 WILLIAMS N 3pt FG , jump shot missed
18:50	defensive rebound (20)			
18:50	4 LAWRENCE K foul drawn (2)			4 KUNC A foul personal (2 - 1)
18:32	4 LAWRENCE K foul offensive (3 - 1)			4 KUNC A foul drawn (3)
18:32	4 LAWRENCE K turnover offensive (1)			
18:03				4 KUNC A 3pt FG from turnover, jump shot missed
18:00	11 VERGE JR. A defensive rebound (5)			
17:55	11 VERGE JR. A turnover lost ball (3)			
17:35				10 BONTON I 2pt FG from turnover in the paint, pull up jump shot missed
17:29				21 JACKSON D offensive rebound (3)
17:29		25-29	-4	21 JACKSON D 2pt FG from turnover second chance in the paint, layup made (4)
17:20	11 VERGE JR. A foul drawn (4)			10 BONTON I foul personal (2 - 2)
17:10	1 MARTIN R 2pt FG in the paint, driving layup missed			
17:07				21 JACKSON D defensive rebound (4)
16:52				21 JACKSON D turnover travel (2)
16:28	0 WOODS H 3pt FG from turnover, jump shot missed			
16:24				21 JACKSON D defensive rebound (5)
16:05		25-32	-7	11 RODMAN D 3pt FG , jump shot made (5)
15:39	4 LAWRENCE K 2pt FG in the paint, layup made (9)	27-32	-5	
15:39	1 MARTIN R assist (1)			
15:13				21 JACKSON D turnover bad pass (3)
15:13	Timeout media			
14:59	24 GRAHAM J 2pt FG from turnover in the paint, jump shot missed			
14:54				4 KUNC A defensive rebound (7)
14:50	4 LAWRENCE K steal (1)			24 WILLIAMS N turnover bad pass (4)
14:41	24 GRAHAM J 2pt FG from turnover in the paint, layup made (6)	29-32	-3	
14:41	11 VERGE JR. A assist (2)			
14:41	24 GRAHAM J foul drawn (4)			21 JACKSON D foul shooting (3 - 3)





## Washington St. at Arizona St.

03/10/21 T-Mobile Arena, Las Vegas  
2021 Pac-12 Men's Tournament

Officials: Chris Rastatter, Deldre Carr, Greg Nixon

Game Time	ASU	Score	Diff	WSU
14:41	0 WOODS H substitution out			
14:41	10 HOUSE J substitution in			
14:41				21 JACKSON D substitution out
14:41				0 ABOGIDI E substitution in
14:41	24 GRAHAM J free throw 1 - 1 made (7)	<b>30-32</b>	<b>-2</b>	
14:32		<b>30-34</b>	<b>-4</b>	0 ABOGIDI E 2pt FG in the paint, dunk, made (7)
14:32				24 WILLIAMS N assist (3)
14:11	11 VERGE JR. A 2pt FG in the paint, jump shot made (9)	<b>32-34</b>	<b>-2</b>	
13:54		<b>32-37</b>	<b>-5</b>	11 RODMAN D 3pt FG , jump shot made (8)
13:54				10 BONTON I assist (3)
13:33	11 VERGE JR. A 2pt FG in the paint, driving layup made (11)	<b>34-37</b>	<b>-3</b>	
13:16				4 KUNC A 2pt FG outside the paint, jump shot missed
13:11	10 HOUSE J defensive rebound (5)			
13:06	1 MARTIN R foul drawn (2)			24 WILLIAMS N foul personal (2 - 4)
13:06				24 WILLIAMS N substitution out
13:06				22 RAPP R substitution in
12:59	10 HOUSE J 3pt FG , jump shot missed			
12:55				0 ABOGIDI E defensive rebound (4)
12:55	11 VERGE JR. A foul personal (2 - 2)			10 BONTON I foul drawn (1)
12:55	11 VERGE JR. A substitution out			
12:55	0 WOODS H substitution in			
12:40	1 MARTIN R foul personal (1 - 3)			10 BONTON I foul drawn (2)
12:35				11 RODMAN D 2pt FG in the paint, layup missed
12:32	24 GRAHAM J defensive rebound (5)			
12:28	24 GRAHAM J 2pt FG fast break in the paint, dunk, made (9)	<b>36-37</b>	<b>-1</b>	
12:28	10 HOUSE J assist (4)			
12:08	1 MARTIN R steal (2)			22 RAPP R turnover bad pass (1)
12:04	4 LAWRENCE K 2pt FG fast break from turnover in the paint, dunk, made (11)	<b>38-37</b>	<b>1</b>	
12:04	0 WOODS H assist (1)			
12:04				Timeout 30 Sec
12:04				22 RAPP R substitution out
12:04				24 WILLIAMS N substitution in
11:49		<b>38-39</b>	<b>-1</b>	0 ABOGIDI E 2pt FG in the paint, layup made (9)
11:49				10 BONTON I assist (4)
11:30	1 MARTIN R 3pt FG , jump shot made (6)	<b>41-39</b>	<b>2</b>	
11:30	0 WOODS H assist (2)			
11:13		<b>41-41</b>	<b>0</b>	11 RODMAN D 2pt FG outside the paint, pull up jump shot made (10)
11:01	0 WOODS H foul drawn (1)			11 RODMAN D foul personal (1 - 5)
11:01				Timeout media
11:01	1 MARTIN R substitution out			
11:01	11 VERGE JR. A substitution in			
11:01				0 ABOGIDI E substitution out
11:01				21 JACKSON D substitution in
10:43	11 VERGE JR. A 2pt FG outside the paint, step back jump shot made (13)	<b>43-41</b>	<b>2</b>	
10:20				24 WILLIAMS N 2pt FG outside the paint, jump shot missed
10:18	10 HOUSE J defensive rebound (6)			
10:11	4 LAWRENCE K 2pt FG in the paint, layup made (13)	<b>45-41</b>	<b>4</b>	



**Washington St. at Arizona St.**

03/10/21 T-Mobile Arena, Las Vegas  
2021 Pac-12 Men's Tournament

Officials: Chris Rastatter, Deldre Carr, Greg Nixon

Game Time	ASU	Score	Diff	WSU
10:11	10 HOUSE J assist (5)			
09:50				11 RODMAN D 3pt FG , jump shot missed
09:50	defensive rebound (25)			
09:31	11 VERGE JR. A turnover lost ball (4)			10 BONTON I steal (2)
09:27				11 RODMAN D 2pt FG from turnover in the paint, layup blocked
09:27	24 GRAHAM J block (1)			
09:22	0 WOODS H defensive rebound (2)			
09:22	11 VERGE JR. A 2pt FG fast break in the paint, layup made (15)	<b>47-41</b>	<b>6</b>	
09:22	0 WOODS H assist (3)			
09:13				Timeout 60 Sec
09:10				24 WILLIAMS N 3pt FG , jump shot missed
09:08				21 JACKSON D offensive rebound (6)
09:03		<b>47-44</b>	<b>3</b>	10 BONTON I 3pt FG second chance, jump shot made (14)
08:45	11 VERGE JR. A 2pt FG in the paint, layup missed			
08:41				11 RODMAN D defensive rebound (5)
08:25		<b>47-46</b>	<b>1</b>	21 JACKSON D 2pt FG outside the paint, jump shot made (6)
08:25				24 WILLIAMS N assist (4)
08:01	10 HOUSE J 2pt FG in the paint, driving layup missed			
07:57				4 KUNC A defensive rebound (8)
07:51				10 BONTON I 3pt FG , jump shot missed
07:48	0 WOODS H defensive rebound (3)			
07:41	10 HOUSE J 3pt FG , jump shot missed			
07:35	11 VERGE JR. A offensive rebound (6)			
07:32	24 GRAHAM J turnover lost ball (2)			21 JACKSON D steal (1)
07:15	11 VERGE JR. A foul personal (3 - 4)			10 BONTON I foul drawn (3)
07:15	Timeout media			
07:15	11 VERGE JR. A substitution out			
07:15	1 MARTIN R substitution in			
07:14	10 HOUSE J steal (2)			11 RODMAN D turnover bad pass (1)
07:14	10 HOUSE J turnover out of bounds (2)			
07:03	24 GRAHAM J foul shooting (2 - 5)			21 JACKSON D foul drawn (1)
07:03		<b>47-47</b>	<b>0</b>	21 JACKSON D free throw 1 - 2 made (7)
07:03		<b>47-48</b>	<b>-1</b>	21 JACKSON D free throw 2 - 2 made (8)
06:40	24 GRAHAM J 2pt FG in the paint, layup missed			
06:37	24 GRAHAM J offensive rebound (6)			
06:35	10 HOUSE J 3pt FG second chance, jump shot missed			
06:32	4 LAWRENCE K offensive rebound (4)			
06:32	4 LAWRENCE K turnover bad pass (2)			
06:08	24 GRAHAM J steal (2)			4 KUNC A turnover bad pass (2)
05:55	0 WOODS H 2pt FG from turnover in the paint, driving layup made (2)	<b>49-48</b>	<b>1</b>	
05:34	10 HOUSE J substitution out			
05:34	11 VERGE JR. A substitution in			
05:25				10 BONTON I 2pt FG outside the paint, jump shot missed
05:22	4 LAWRENCE K defensive rebound (5)			
05:16	1 MARTIN R 2pt FG outside the paint, jump shot missed			
05:09				24 WILLIAMS N defensive rebound (3)
05:00		<b>49-50</b>	<b>-1</b>	10 BONTON I 2pt FG in the paint, driving layup made (16)
04:43	1 MARTIN R foul drawn (3)			4 KUNC A foul personal (3 - 6)



**Washington St. at Arizona St.**

03/10/21 T-Mobile Arena, Las Vegas  
2021 Pac-12 Men's Tournament

Officials: Chris Rastatter, Deldre Carr, Greg Nixon

Game Time	ASU	Score	Diff	WSU
04:28	4 LAWRENCE K 2pt FG in the paint, layup missed			
04:26				defensive rebound (37)
04:00		<b>49-53</b>	<b>-4</b>	10 BONTON I 3pt FG , jump shot made (19)
03:46	11 VERGE JR. A foul drawn (5)			4 KUNC A foul personal (4 - 7)
03:46	Timeout media			
03:46	0 WOODS H substitution out			
03:46	10 HOUSE J substitution in			
03:46	11 VERGE JR. A 1&1 free throw 1 made (16)	<b>50-53</b>	<b>-3</b>	
03:46	11 VERGE JR. A 1&1 free throw 2 made (17)	<b>51-53</b>	<b>-2</b>	
03:23				4 KUNC A 3pt FG , jump shot missed
03:20				11 RODMAN D offensive rebound (6)
03:09				4 KUNC A 2pt FG second chance in the paint, layup blocked
03:09	4 LAWRENCE K block (1)			
03:01				4 KUNC A offensive rebound (9)
03:01		<b>51-55</b>	<b>-4</b>	21 JACKSON D 2pt FG second chance in the paint, layup made (10)
02:45	11 VERGE JR. A 2pt FG in the paint, layup made (19)	<b>53-55</b>	<b>-2</b>	
02:45	11 VERGE JR. A foul drawn (6)			21 JACKSON D foul shooting (4 - 8)
02:45	11 VERGE JR. A free throw 1 - 1 made (20)	<b>54-55</b>	<b>-1</b>	
02:28	10 HOUSE J foul personal (2 - 6)			10 BONTON I foul drawn (4)
02:28	11 VERGE JR. A foul personal (4 - 7)			24 WILLIAMS N foul drawn (4)
02:28		<b>54-56</b>	<b>-2</b>	24 WILLIAMS N 1&1 free throw 1 made (8)
02:28		<b>54-57</b>	<b>-3</b>	24 WILLIAMS N 1&1 free throw 2 made (9)
02:26	Timeout 60 Sec			
02:26				21 JACKSON D substitution out
02:26				15 MARKOVETSKYY V substitution in
02:17	11 VERGE JR. A 3pt FG , jump shot missed			
02:14				24 WILLIAMS N defensive rebound (4)
01:59	4 LAWRENCE K steal (2)			24 WILLIAMS N turnover lost ball (5)
01:54	10 HOUSE J 2pt FG fast break from turnover in the paint, layup made (6)	<b>56-57</b>	<b>-1</b>	
01:54	4 LAWRENCE K assist (2)			
01:28				10 BONTON I 2pt FG outside the paint, turnaround jump shot missed
01:24	1 MARTIN R defensive rebound (2)			
01:21	11 VERGE JR. A 2pt FG fast break in the paint, layup made (22)	<b>58-57</b>	<b>1</b>	
01:21	1 MARTIN R assist (2)			
01:18				Timeout 30 Sec
01:18				15 MARKOVETSKYY V substitution out
01:18				21 JACKSON D substitution in
01:11		<b>58-59</b>	<b>-1</b>	24 WILLIAMS N 2pt FG in the paint, layup made (11)
00:54	1 MARTIN R foul drawn (4)			4 KUNC A foul shooting (5 - 9)
00:54				4 KUNC A substitution out
00:54				0 ABOGIDI E substitution in
00:54	1 MARTIN R free throw 1 - 2 missed			
00:54	offensive dead ball rebound (2)			
00:54	1 MARTIN R free throw 2 - 2 missed			
00:52				21 JACKSON D defensive rebound (7)
00:35	1 MARTIN R steal (3)			10 BONTON I turnover lost ball (3)
00:30	11 VERGE JR. A turnover lost ball (5)			



**Washington St. at Arizona St.**

03/10/21 T-Mobile Arena, Las Vegas  
2021 Pac-12 Men's Tournament

**Officials:** Chris Rastatter, Deldre Carr, Greg Nixon

Game Time	ASU	Score	Diff	WSU
00:30	11 VERGE JR. A substitution out			
00:30	0 WOODS H substitution in			
00:28	jump ball situation			
00:28	0 WOODS H steal (1)			24 WILLIAMS N turnover lost ball (6)
00:28	Timeout 30 Sec			
00:28	0 WOODS H substitution out			
00:28	11 VERGE JR. A substitution in			
00:11	11 VERGE JR. A 2pt FG from turnover in the paint, driving layup made (24)	<b>60-59</b>	<b>1</b>	
00:11	Timeout 30 Sec			
00:05	10 HOUSE J steal (3)			24 WILLIAMS N turnover lost ball (7)
00:01				foul administrative technical (10)
00:01	11 VERGE JR. A free throw 1 - 2 made (25)	<b>61-59</b>	<b>2</b>	
00:01	11 VERGE JR. A free throw 2 - 2 made (26)	<b>62-59</b>	<b>3</b>	
00:01	10 HOUSE J foul drawn (1)			11 RODMAN D foul personal (2 - 11)
00:01	10 HOUSE J free throw 1 - 2 made (7)	<b>63-59</b>	<b>4</b>	
00:01	10 HOUSE J free throw 2 - 2 made (8)	<b>64-59</b>	<b>5</b>	
<b>END OF GAME</b>				
<b>ASU 64-59 WSU</b>				



Washington St. at Arizona St.

03/10/21 T-Mobile Arena, Las Vegas  
2021 Pac-12 Men's Tournament

Officials: Chris Rastatter, Deldre Carr, Greg Nixon

Washington St. - 35

NO.	Name	Min	FG	3P	FT	Rebounds			Fouls		TP	AS	TO	ST	Blocks		+/-
			M-A	M-A	M-A	OR	DR	TOT	PF	FD					BS	BA	
0	Efe Abogidi	F 04:34	2-2	0-0	0-0	0	1	1	0	0	4	0	0	0	0	0	-9
11	DJ Rodman	F 20:00	3-6	2-3	0-0	1	1	2	2	0	8	0	1	0	0	1	-4
21	Dishon Jackson	C 15:12	3-3	0-0	2-2	2	4	6	2	1	8	0	2	1	0	0	3
10	Isaac Bonton	G 20:00	4-9	3-5	0-0	0	0	0	1	4	11	2	1	1	0	0	-4
24	Noah Williams	G 18:58	1-4	0-2	2-2	0	2	2	1	1	4	2	4	0	0	0	0
4	Aljaz Kunc	19:06	0-4	0-2	0-0	1	3	4	4	1	0	0	1	0	0	1	2
22	Ryan Rapp	01:02	0-0	0-0	0-0	0	0	0	0	0	0	0	1	0	0	0	-4
15	Volodymyr Markovetsky	01:08	0-0	0-0	0-0	0	0	0	0	0	0	0	0	0	0	0	-4
Team						0	1	1			0		0				
<b>Totals</b>			13-28	5-12	4-4	4	12	16	10	7	35	4	10	2	0	2	-4

Shooting By Period		
2 <sup>nd</sup> FG%	13-28	46.4%
3PT%	5-12	41.7%
FT%	4-4	100%
GM FG%	13-28	46.4%
3PT%	5-12	41.7%
FT%	4-4	100.0%

Dead Ball Rebounds: 0, 0

Technical Fouls: Team 2<sup>nd</sup> 0:01

Arizona St. - 39

NO.	Name	Min	FG	3P	FT	Rebounds			Fouls		TP	AS	TO	ST	Blocks		+/-
			M-A	M-A	M-A	OR	DR	TOT	PF	FD					BS	BA	
4	Kimani Lawrence	F 20:00	3-4	0-0	0-0	1	2	3	1	1	6	1	2	2	1	0	4
24	Jalen Graham	F 20:00	2-4	0-0	1-1	1	1	2	1	1	5	0	1	1	1	0	4
0	Holland Woods	G 14:30	1-2	0-1	0-0	0	2	2	0	1	2	3	0	1	0	0	-5
1	Remy Martin	G 16:14	1-4	1-1	0-2	0	1	1	1	3	3	2	0	2	0	0	3
11	Alonzo Verge Jr.	G 16:23	7-10	0-1	5-5	1	1	2	3	3	19	1	3	0	0	0	1
21	Chris Osten	00:00	0-0	0-0	0-0	0	0	0	0	0	0	0	0	0	0	0	0
10	Jaelen House	12:53	1-5	0-3	2-2	0	2	2	1	1	4	2	1	2	0	0	13
Team						0	2	2			0		0				
<b>Totals</b>			15-29	1-6	8-10	3	11	14	7	10	39	9	7	8	2	0	4

Shooting By Period		
2 <sup>nd</sup> FG%	15-29	51.7%
3PT%	1-6	16.7%
FT%	8-10	80%
GM FG%	15-29	51.7%
3PT%	1-6	16.7%
FT%	8-10	80.0%

Dead Ball Rebounds: 1, 0

Technical Fouls: NONE

	WSU	ASU	Points from		Period by Period Scoring				
Biggest lead	7 (2 <sup>nd</sup> 16:05)	6 (2 <sup>nd</sup> 9:22)	Turnovers	4	13	1st	2nd	TOT	
Best Scoring Run	8 (2 <sup>nd</sup> 16:05)	6 (2 <sup>nd</sup> 12:04)	Paint	12	26	WSU	24	35	59
Lead Changes	10		Second Chance	7	0	ASU	25	39	64
Times Tied	2		Fast Breaks	0	10				
Time with Lead	13:38	05:29	Bench	0	4				

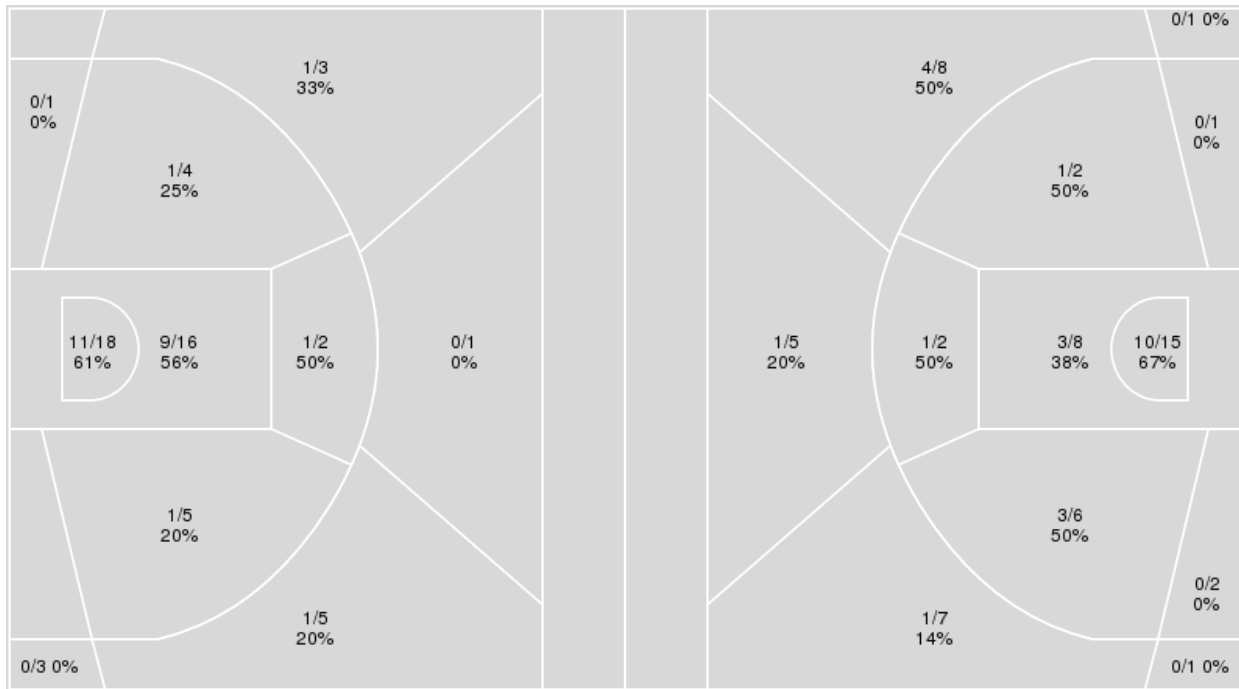


**Officials:** Chris Rastatter, Deldre Carr, Greg Nixon

{ Players => 0, 1, 2, 3, 4, 10, 11, 12, 13, 14, 15, 20, 21, 23, 24, 30, 35, 41, 51; } FG Types => All; Results => All;

**Arizona St.**

**Washington St.**



Arizona St.	M/A	%
Field Goals	25/58	43
2 Points	23/46	50
3 Points	2/12	17
Free Throws	12/18	67

Washington St.	M/A	%
Field Goals	24/58	41
2 Points	18/36	50
3 Points	6/22	27
Free Throws	5/7	71



**Washington St. at Arizona St.**

03/10/21 T-Mobile Arena, Las Vegas  
2021 Pac-12 Men's Tournament

Officials: Chris Rastatter, Deldre Carr, Greg Nixon

**Washington St.**

No	Name	Mins		Score		Points Diff		Points per Min		Assists		Rebounds		Steals		Turnovers	
		On	Off	On	Off	On	Off	On	Off	On	Off	On	Off	On	Off	On	Off
0	Efe Abogidi	14:51	25:09	25 - 28	34 - 36	-3	-2	1.68	1.35	6	2	15	26	3	4	10	10
4	Aljaz Kunc	31:22	08:38	48 - 52	11 - 12	-4	-1	1.53	1.27	6	2	28	13	5	2	13	7
10	Isaac Bonton	39:12	00:48	59 - 62	0 - 2	-3	-2	1.51	0.00	8	0	39	2	7	0	19	1
11	DJ Rodman	36:40	03:20	56 - 59	3 - 5	-3	-2	1.53	0.90	7	1	37	4	6	1	18	2
15	Volodymyr Markovetsky	10:51	29:09	8 - 19	51 - 45	-11	6	0.74	1.75	1	7	13	28	2	5	5	15
21	Dishon Jackson	19:06	20:54	31 - 25	28 - 39	6	-11	1.62	1.34	3	5	20	21	3	4	11	9
22	Ryan Rapp	08:12	31:48	9 - 13	50 - 51	-4	-1	1.10	1.57	1	7	11	30	2	5	4	16
23	Andrej Jakimovski	03:50	36:10	6 - 4	53 - 60	2	-7	1.57	1.47	0	8	6	35	1	6	1	19
24	Noah Williams	35:56	04:04	53 - 58	6 - 6	-5	0	1.47	1.48	8	0	36	5	6	1	19	1

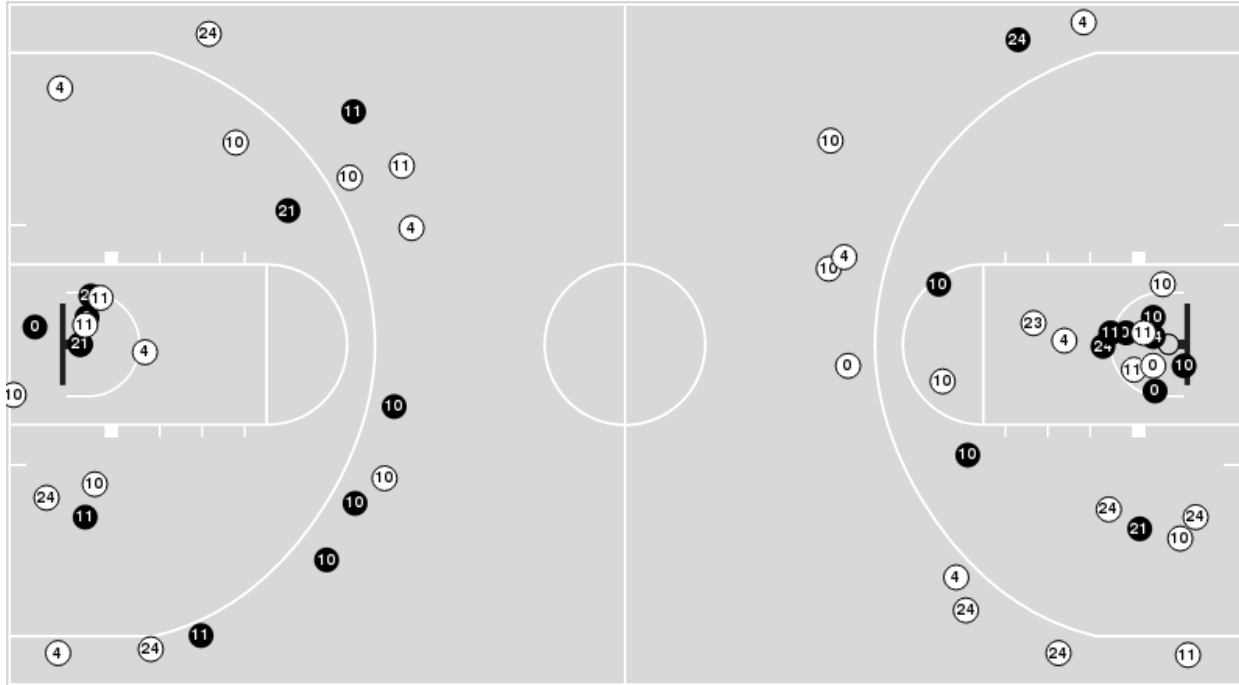
**Arizona St.**

No	Name	Mins		Score		Points Diff		Points per Min		Assists		Rebounds		Steals		Turnovers	
		On	Off	On	Off	On	Off	On	Off	On	Off	On	Off	On	Off	On	Off
0	Holland Woods	28:21	11:39	34 - 42	30 - 17	-8	13	1.20	2.58	10	4	23	9	8	5	10	3
1	Remy Martin	35:30	04:30	58 - 54	6 - 5	4	1	1.63	1.33	12	2	27	5	13	0	11	2
4	Kimani Lawrence	34:00	06:00	52 - 54	12 - 5	-2	7	1.53	2.00	13	1	24	8	12	1	10	3
10	Jaalen House	25:26	14:34	49 - 36	15 - 23	13	-8	1.93	1.03	11	3	22	10	10	3	9	4
11	Alonzo Verge Jr.	30:43	09:17	51 - 45	13 - 14	6	-1	1.66	1.40	9	5	24	8	8	5	9	4
15	John Olmsted	03:47	36:13	5 - 2	59 - 57	3	2	1.32	1.63	0	14	5	27	0	13	2	11
21	Chris Osten	07:36	32:24	11 - 11	53 - 48	0	5	1.45	1.64	3	11	9	23	2	11	3	10
24	Jalen Graham	34:37	05:23	60 - 51	4 - 8	9	-4	1.73	0.74	12	2	26	6	12	1	11	2

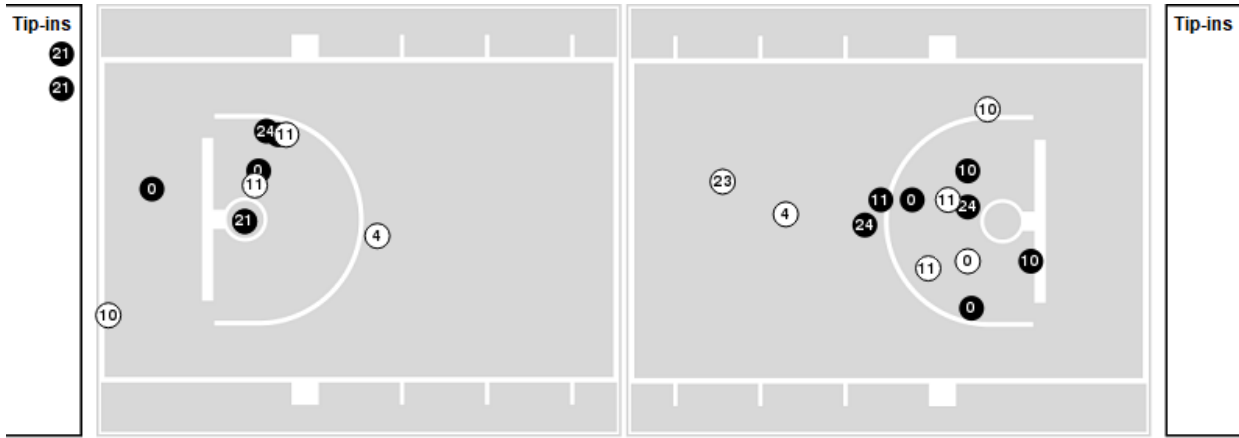


Players => AllFG Types=>AllResults=>All  
**Washington St.**

**All Field Goals**



**Blow Up Chart**



● Made    ○ Missed    N - Player Number

Washington St.	M/A	%
Field Goals	24/58	41
2 Points	18/36	50
3 Points	6/22	27
Free Throws	5/7	71

Washington St.	M/A	%
Points in the Paint	26 (13 / 23)	57
Fast Break Points	4 (2/2)	100
Second Chance Points	17 (8/10)	80
Effective FG%	47	



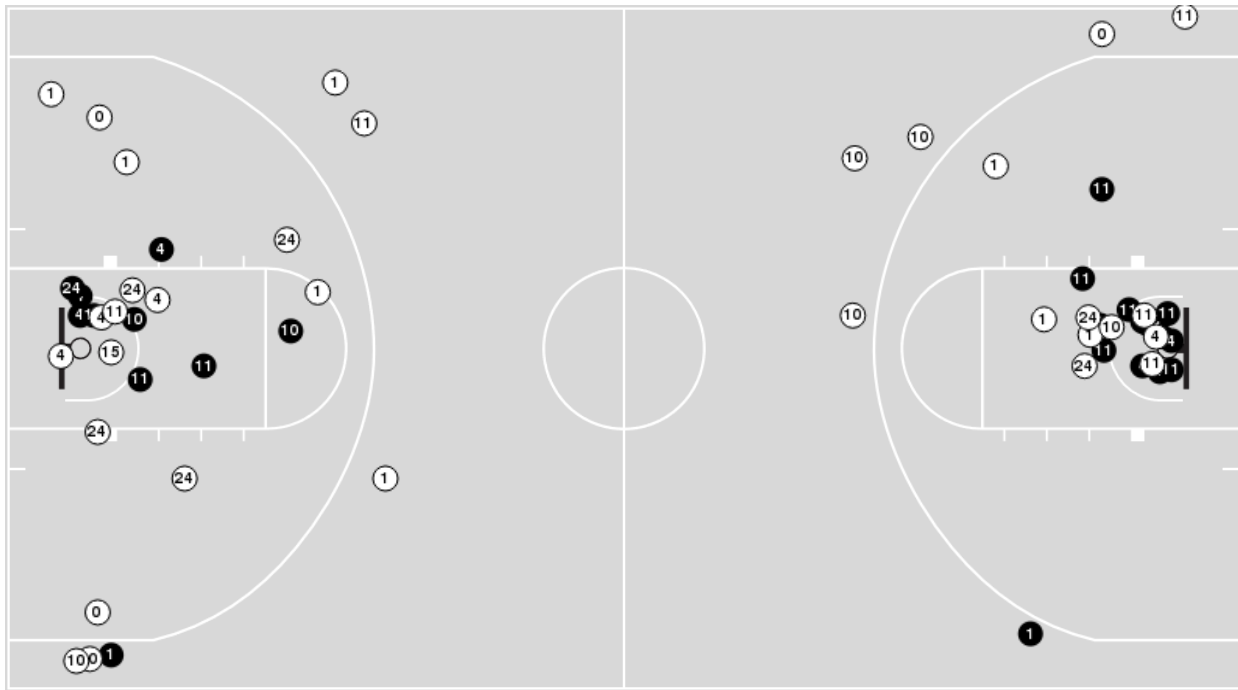


**Officials:** Chris Rastatter, Deldre Carr, Greg Nixon

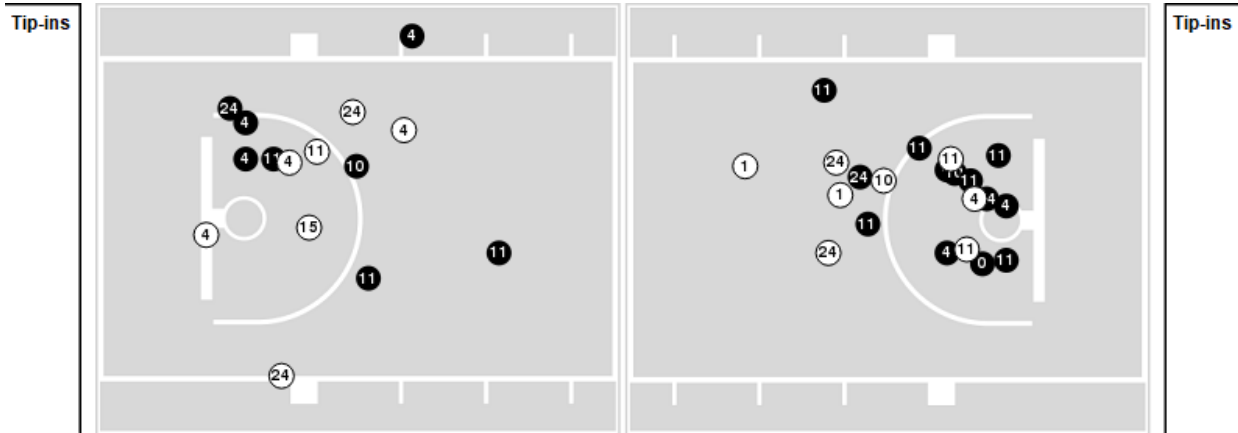
Players => 0, 1, 2, 3, 4, 10, 11, 12, 13, 14, 15, 20, 21, 23, 24, 30, 35, 41, 51 FG Types=>All Results=>All

**Arizona St.**

**All Field Goals**



**Blow Up Chart**



● Made    ○ Missed    N - Player Number

Arizona St.	M/A	%
Field Goals	25/58	43
2 Points	23/46	50
3 Points	2/12	17
Free Throws	12/18	67

Arizona St.	M/A	%
Points in the Paint	40 (20 / 34)	59
Fast Break Points	18 (10/10)	100
Second Chance Points	3 (1/5)	20
Effective FG%	45	



**Washington St. at Arizona St.**

03/10/21 T-Mobile Arena, Las Vegas  
2021 Pac-12 Men's Tournament

**Officials:** Chris Rastatter, Deldre Carr, Greg Nixon

**Washington St.**

Lineup	Quarter On	Time On	Quarter Off	Time Off	Time on Court	Score	Score Diff	Reb	Stl	Tov	Ass	PPP
0- Abogidi E/ 10- Bonton I/ 11- Rodman D/ 21- Jackson D/ 24- Williams N/	1	20:00	1	16:06	03:54	5-2	3	6	1	3	2	0.7267
0- Abogidi E/ 4- Kunc A/ 10- Bonton I/ 11- Rodman D/ 24- Williams N/	1	16:06	1	15:09	00:57	2-4	-2	0	0	1	0	1.0000
4- Kunc A/ 10- Bonton I/ 11- Rodman D/ 15- Markovetsky V/ 24- Williams N/	1	15:09	1	12:26	02:43	2-7	-5	1	1	1	1	0.5000
11- Rodman D/ 15- Markovetsky V/ 22- Rapp R/ 23- Jakimovski A/ 24- Williams N/	1	12:26	1	11:38	00:48	0-2	-2	2	0	1	0	0.0000
0- Abogidi E/ 10- Bonton I/ 11- Rodman D/ 22- Rapp R/ 23- Jakimovski A/	1	11:38	1	08:36	03:02	6-2	4	4	1	0	0	1.0000
0- Abogidi E/ 4- Kunc A/ 10- Bonton I/ 22- Rapp R/ 24- Williams N/	1	08:36	1	06:12	02:24	3-2	1	3	1	2	1	0.7500
4- Kunc A/ 10- Bonton I/ 15- Markovetsky V/ 22- Rapp R/ 24- Williams N/	1	06:12	1	05:16	00:56	0-3	-3	1	0	0	0	0.0000
4- Kunc A/ 10- Bonton I/ 11- Rodman D/ 15- Markovetsky V/ 24- Williams N/	1	05:16	2	20:00	05:16	6-3	3	8	1	2	0	0.6356
4- Kunc A/ 10- Bonton I/ 11- Rodman D/ 21- Jackson D/ 24- Williams N/	2	20:00	2	14:41	05:19	8-4	4	6	0	3	0	0.8889
0- Abogidi E/ 4- Kunc A/ 10- Bonton I/ 11- Rodman D/ 24- Williams N/	2	14:41	2	13:06	01:35	5-5	0	0	0	0	2	1.6667
0- Abogidi E/ 4- Kunc A/ 10- Bonton I/ 11- Rodman D/ 22- Rapp R/	2	13:06	2	12:04	01:02	0-4	-4	1	0	1	0	0.0000
0- Abogidi E/ 4- Kunc A/ 10- Bonton I/ 11- Rodman D/ 24- Williams N/	2	12:04	2	11:01	01:03	4-3	1	0	0	0	1	2.0000
4- Kunc A/ 10- Bonton I/ 11- Rodman D/ 21- Jackson D/ 24- Williams N/	2	11:01	2	02:26	08:35	16-13	3	7	2	2	1	1.1628
4- Kunc A/ 10- Bonton I/ 11- Rodman D/ 15- Markovetsky V/ 24- Williams N/	2	02:26	2	01:18	01:08	0-4	-4	1	0	1	0	0.0000
4- Kunc A/ 10- Bonton I/ 11- Rodman D/ 21- Jackson D/ 24- Williams N/	2	01:18	2	00:54	00:24	2-0	2	0	0	0	0	2.0000
0- Abogidi E/ 10- Bonton I/ 11- Rodman D/ 21- Jackson D/ 24- Williams N/	2	00:54	2	00:00	00:54	0-6	-6	1	0	3	0	0.0000



**Washington St. at Arizona St.**

03/10/21 T-Mobile Arena, Las Vegas  
2021 Pac-12 Men's Tournament

Game Time: 1:00 PM  
Game Duration: 1:57

Officials: Chris Rastatter, Deldre Carr, Greg Nixon

**Arizona St.**

Lineup	Quarter On	Time On	Quarter Off	Time Off	Time on Court	Score	Score Diff	Reb	Stl	Tov	Ass	PPP
0- Woods H/ 1- Martin R/ 4- Lawrence K/ 11- Verge Jr. A/ 24- Graham J/	1	20:00	1	15:09	04:51	6-7	-1	2	2	1	1	0.6667
1- Martin R/ 10- House J/ 11- Verge Jr. A/ 21- Osten C/ 24- Graham J/	1	15:09	1	12:26	02:43	7-2	5	3	1	1	1	1.4000
0- Woods H/ 1- Martin R/ 4- Lawrence K/ 10- House J/ 21- Osten C/	1	12:26	1	08:36	03:50	4-6	-2	4	1	1	2	0.6667
0- Woods H/ 4- Lawrence K/ 10- House J/ 11- Verge Jr. A/ 24- Graham J/	1	08:36	1	07:52	00:44	0-0	0	0	0	0	0	0.0000
0- Woods H/ 1- Martin R/ 11- Verge Jr. A/ 21- Osten C/ 24- Graham J/	1	07:52	1	07:30	00:22	0-3	-3	1	0	0	0	0.0000
0- Woods H/ 1- Martin R/ 11- Verge Jr. A/ 15- Olmsted J/ 24- Graham J/	1	07:30	1	05:16	02:14	5-0	5	3	0	1	0	0.9615
1- Martin R/ 4- Lawrence K/ 10- House J/ 11- Verge Jr. A/ 15- Olmsted J/	1	05:16	1	03:43	01:33	0-2	-2	2	0	1	0	0.0000
1- Martin R/ 4- Lawrence K/ 10- House J/ 11- Verge Jr. A/ 24- Graham J/	1	03:43	1	01:50	01:53	3-2	1	2	1	0	1	0.8721
0- Woods H/ 1- Martin R/ 4- Lawrence K/ 10- House J/ 24- Graham J/	1	01:50	1	00:40	01:09	0-2	-2	0	0	0	0	0.0000
0- Woods H/ 1- Martin R/ 10- House J/ 21- Osten C/ 24- Graham J/	1	00:40	2	20:00	00:41	0-0	0	1	0	1	0	0.0000
0- Woods H/ 1- Martin R/ 4- Lawrence K/ 11- Verge Jr. A/ 24- Graham J/	2	20:00	2	14:41	05:19	4-8	-4	3	1	2	2	0.4444
1- Martin R/ 4- Lawrence K/ 10- House J/ 11- Verge Jr. A/ 24- Graham J/	2	14:41	2	12:55	01:46	5-5	0	1	0	0	0	1.4535
0- Woods H/ 1- Martin R/ 4- Lawrence K/ 10- House J/ 24- Graham J/	2	12:55	2	11:01	01:54	7-4	3	1	1	0	3	2.3333
0- Woods H/ 4- Lawrence K/ 10- House J/ 11- Verge Jr. A/ 24- Graham J/	2	11:01	2	07:15	03:46	6-5	1	5	0	2	2	0.8571
0- Woods H/ 1- Martin R/ 4- Lawrence K/ 10- House J/ 24- Graham J/	2	07:15	2	05:34	01:41	2-2	0	2	2	2	0	0.6667
0- Woods H/ 1- Martin R/ 4- Lawrence K/ 11- Verge Jr. A/ 24- Graham J/	2	05:34	2	03:46	01:48	0-5	-5	1	0	0	0	0.0000
1- Martin R/ 4- Lawrence K/ 10- House J/ 11- Verge Jr. A/ 24- Graham J/	2	03:46	2	00:30	03:15	9-6	3	1	2	1	2	1.2500
0- Woods H/ 1- Martin R/ 4- Lawrence K/ 10- House J/ 24- Graham J/	2	00:30	2	00:28	00:02	0-0	0	0	1	0	0	0.0000
1- Martin R/ 4- Lawrence K/ 10- House J/ 11- Verge Jr. A/ 24- Graham J/	2	00:28	2	00:00	00:29	6-0	6	0	1	0	0	2.1739



**Washington St. at Arizona St.**

03/10/21 T-Mobile Arena, Las Vegas  
2021 Pac-12 Men's Tournament

Officials: Chris Rastatter, Deldre Carr, Greg Nixon

**Washington St.**

Lineup	Time	Score	Score Diff	Pts/Min	Reb	Stl	Tov	Ass	PPP
4- Kunc A/ 10- Bonton I/ 11- Rodman D/ 21- Jackson D/ 24- Williams N/	14:18	26-17	9	1.8182	13	2	5	1	1.0943
4- Kunc A/ 10- Bonton I/ 11- Rodman D/ 15- Markovetsky V/ 24- Williams N/	09:07	8-14	-6	0.8775	10	2	4	1	0.5181
0- Abogidi E/ 10- Bonton I/ 11- Rodman D/ 21- Jackson D/ 24- Williams N/	04:48	5-8	-3	1.0417	7	1	6	2	0.5061
0- Abogidi E/ 4- Kunc A/ 10- Bonton I/ 11- Rodman D/ 24- Williams N/	03:35	11-12	-1	3.0698	0	0	1	3	1.5714
0- Abogidi E/ 10- Bonton I/ 11- Rodman D/ 22- Rapp R/ 23- Jakimovski A/	03:02	6-2	4	1.9780	4	1	0	0	1.0000
0- Abogidi E/ 4- Kunc A/ 10- Bonton I/ 22- Rapp R/ 24- Williams N/	02:24	3-2	1	1.2500	3	1	2	1	0.7500
0- Abogidi E/ 4- Kunc A/ 10- Bonton I/ 11- Rodman D/ 22- Rapp R/	01:02	0-4	-4	0.0000	1	0	1	0	0.0000
4- Kunc A/ 10- Bonton I/ 15- Markovetsky V/ 22- Rapp R/ 24- Williams N/	00:56	0-3	-3	0.0000	1	0	0	0	0.0000
11- Rodman D/ 15- Markovetsky V/ 22- Rapp R/ 23- Jakimovski A/ 24- Williams N/	00:48	0-2	-2	0.0000	2	0	1	0	0.0000



**Washington St. at Arizona St.**

03/10/21 T-Mobile Arena, Las Vegas  
2021 Pac-12 Men's Tournament

**Officials:** Chris Rastatter, Deldre Carr, Greg Nixon

**Arizona St.**

Lineup	Time	Score	Score Diff	Pts/Min	Reb	Stl	Tov	Ass	PPP
0- Woods H/ 1- Martin R/ 4- Lawrence K/ 11- Vergé Jr. A/ 24- Graham J/	11:58	10-20	-10	0.8357	6	3	3	3	0.5000
1- Martin R/ 4- Lawrence K/ 10- House J/ 11- Vergé Jr. A/ 24- Graham J/	07:23	23-13	10	3.1151	4	4	1	3	1.3658
0- Woods H/ 1- Martin R/ 4- Lawrence K/ 10- House J/ 24- Graham J/	04:46	9-8	1	1.8881	3	4	2	3	1.2097
0- Woods H/ 4- Lawrence K/ 10- House J/ 11- Vergé Jr. A/ 24- Graham J/	04:30	6-5	1	1.3333	5	0	2	2	0.7500
0- Woods H/ 1- Martin R/ 4- Lawrence K/ 10- House J/ 21- Osten C/	03:50	4-6	-2	1.0435	4	1	1	2	0.6667
1- Martin R/ 10- House J/ 11- Vergé Jr. A/ 21- Osten C/ 24- Graham J/	02:43	7-2	5	2.5767	3	1	1	1	1.4000
0- Woods H/ 1- Martin R/ 11- Vergé Jr. A/ 15- Olmsted J/ 24- Graham J/	02:14	5-0	5	2.2388	3	0	1	0	0.9615
1- Martin R/ 4- Lawrence K/ 10- House J/ 11- Vergé Jr. A/ 15- Olmsted J/	01:33	0-2	-2	0.0000	2	0	1	0	0.0000
0- Woods H/ 1- Martin R/ 10- House J/ 21- Osten C/ 24- Graham J/	00:41	0-0	0	0.0000	1	0	1	0	0.0000
0- Woods H/ 1- Martin R/ 11- Vergé Jr. A/ 21- Osten C/ 24- Graham J/	00:22	0-3	-3	0.0000	1	0	0	0	0.0000